

Fertility Success with Gx Media


Launched in 2018, Gx Media – Gx-MOPS™ PLUS, Gx-IVF™ and Gx-TL™ with a triple antioxidant combination^{1,2} – have been compared in multiple randomized controlled trials with standard G-series media (G-MOPS PLUS, G-IVF PLUS and G-TL/G1 Plus/G2 PLUS)³⁻⁶, showing similar trends as described below.

→ Improved ICSI fertilisation

Gx Media significantly improved ICSI fertilisation rates when used for sperm preparation, oocyte collection and subsequent ICSI fertilisation as described below^{4,6}.

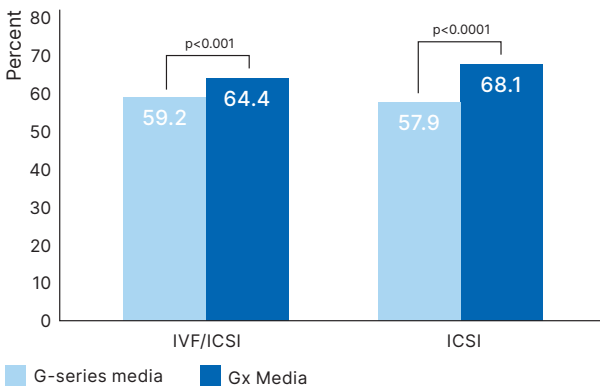
→ Higher pregnancy rates for women aged 35–40 years

Gx Media or antioxidant-enhanced G-series media significantly improved pregnancy rates when used continuously throughout the IVF process^{3,6}.



Expert insights

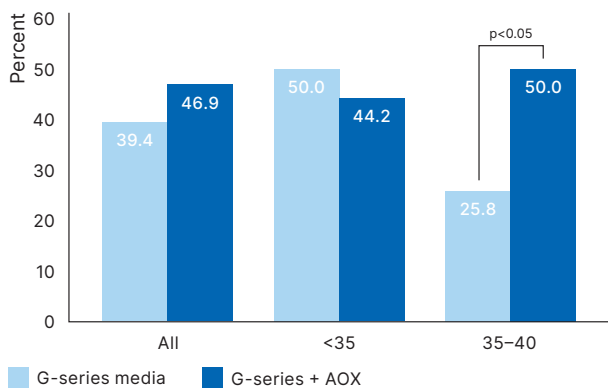
Fertilisation rate per inseminated oocyte



“Addition of antioxidants to media during gamete collection, incubation and ICSI can increase fertilisation rate and reduce the frequency of failed fertilization cycles. This results in more blastocysts available for transfer and cryopreservation per egg collection, potentially leading to higher cumulative pregnancy rates.”

(Kelley R. et al. 2023)

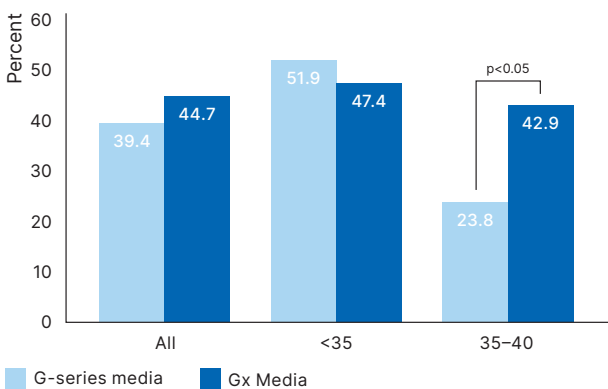
Ongoing pregnancy rate per embryo transfer



“With regards to transfer outcomes, it was determined that the presence of antioxidants conferred the greatest benefit to patients 35–40 years, with a significant increase in clinical pregnancy rate and ongoing pregnancy rate.”

(Gardner D.K. et al. 2020)

Live birth per single vitrified blastocyst transfer



“We found a marked improvement in the clinical outcomes of patients aged 35-40 years old by using the culture media supplemented with AOX throughout of the IVF process, from gamete handling and preparation, insemination, and the subsequent blastocyst culture.”

(Mizumoto S. et al. 2024)



Learn more about Gx Media
– triple antioxidant protection for
improved embryo viability



Vitrolife • Box 9080 • SE-400 92 Gothenburg • Sweden • Tel +46 31 721 80 00 • order@vitrolife.com • www.vitrolife.com

REFERENCES 1. Truong T. et al. Hum Reprod. 2016;31(7):1445-54. 2. Truong T. and Gardner DK. Hum Reprod. 2017;32(12):2404-13. 3. Gardner DK. et al. Reprod Biomed Online. 2020;40(5):637-44. 4. Kelley R. et al. Hum Reprod. 2023;38(Suppl. 1):O-235. 5. Hardarson T. et al. Fert Steril. 2018;110(4):e51, O-115. 6. Mizumoto S. et al. Reprod Biomed Online. 2024;In press.

This brochure contains information regarding various tests and clinical trials relating to Vitrolife products. This information on tests and clinical trials relating to Vitrolife products is only a summary provided for information purposes about Vitrolife products. The information is provided “as is” without any warranties, expressed or implied, including but not limited to the implied warranties of suitability or eligibility for a particular purpose and/or success of treatment on an individual basis. Products and information may have changed since the printing of this brochure. For more information see vitrolife.com